

Al Hilal GCC Equity Fund



Fact Sheet - 30 Mar 2022

NAV per share AED 194.26

Investment Objective

The fund seeks to provide investors with a long-term investment in a diversified portfolio of Shariah-compliant GCC region equity securities that are components of the Index at the time of the Fund's investment. In an effort to meet this long-term objective, under normal operating conditions the Fund will invest at least seventy-five percent (75%) of the Assets in the aforementioned securities.

Net asset value

AUM (Mln)	Monthly % change
23.76	6.58%

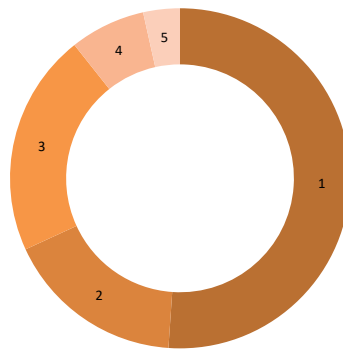
Investment info

Inception date	04 April 2011
Base currency	AED
Opportunity Set Index	Dow Jones Islamic Market GCC Capped Index sm
Fund Structure	Open Ended - Abu Dhabi, UAE
Fund Manager	Al Hilal Bank
Investment Advisor	ADC B Asset Management
Custodian	Standard Chartered Bank
Administrator	APEX Fund Services, Abu Dhabi
Min. Subscription	AED 10,000
Management Fee	2.00%
Performance Fee	10% over 15% hurdle (HWM)
Subscription Fee	1.5%
Redemption Fee	2% in Year 1, 1% in Year 2, 0% thereafter
Bloomberg	ALHGCE UH EQUITY
Analytical Info	PE21.48/PB2.78/DY2.98

For further information please contact:

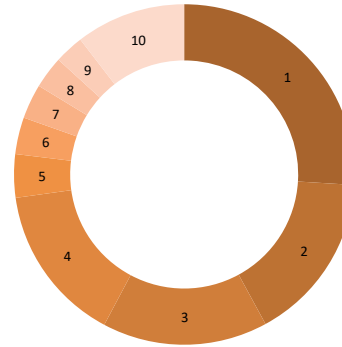
Asset Management Department
 P.O.Box 63111
 Abu Dhabi, UAE
 Tel (Int'l): +971 2 499 4220
 Tel (UAE): 800 66 66 66
 Email: assetmanagement@alhilalbank.ae

Regional allocation



1 Saudi Arabia	50.54%
2 UAE	16.87%
3 Qatar	20.97%
4 Kuwait	7.10%
5 Cash	3.45%

Sector allocation



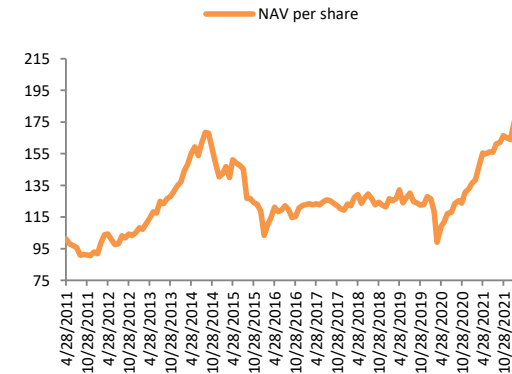
1 Banks	25.64%
2 Chemicals	15.88%
3 Basic Resources	15.51%
4 Telecommunication	14.83%
5 Const. & Materials	4.06%
6 Cash	3.45%
7 Real Estate	3.25%
8 Utilities	3.02%
9 Food & Beverage	2.75%
10 Others	10.31%

Top 5 holdings

#	Name	Sector	Weight
1.	Industries Qatar	Basic Resources	9.04%
2.	Emirates Telecom Group Co	Telecommunications	8.88%
3.	Saudi Basic Industries Corp	Chemicals	8.02%
4.	Al Rajhi Bank	Banks	5.42%
5.	Saudi Arabian Mining Co	Material	4.85%

Composite performance (net)

Performance	Fund
Return (month)	6.58%
Return (YTD)	18.51%
Return (SI) Cumulative	94.26%



Month	2017	2018	2019	2020	2021	2022
Jan	0.43	3.20	4.16	-1.21	2.51	5.58
Feb	0.46	-0.93	-0.92	-6.17	1.37	5.32
Mar	-0.52	4.27	1.05	-16.47	7.09	6.58
Apr	0.62	1.54	4.34	10.03	4.88	
May	-0.69	-4.30	-6.12	2.67	-0.30	
Jun	1.56	2.59	2.56	4.60	0.79	
July	1.10	2.14	2.22	0.88	-0.13	
Aug	-0.48	-2.25	-4.11	4.43	3.41	
Sep	-1.38	-3.20	-0.51	1.64	0.60	
Oct	-1.17	1.40	-1.24	-1.26	2.62	
Nov	-1.53	-1.51	0.30	5.35	-0.81	
Dec	-0.73	-0.81	4.12	2.09	-0.73	
YTD	-2.36	-0.66	5.35	4.04	23.12	18.51

* Performance inception date is April 7, 2011.

This material is provided on an information-only basis for investors. The provision of this material and/or reference to specific securities, funds, sectors, or markets within this material does not constitute investment advice, or a recommendation or an offer to buy or to sell any fund or security, or an offer of services by Al Hilal Bank. Investors should consider the investment objectives, risks and expenses of any investment carefully before investing. The performance data quoted represents past performance. Past performance is not an indication of future performance, provides no guarantee for the future, and is not constant over time. Performance returns may increase or decrease as a result of currency fluctuations. For any further information or queries, you may refer to the prospectus of the fund and the term sheet already provided to you or alternatively, you may contact Al Hilal Bank. This material may not be distributed, published, or reproduced, in whole or in part without the express permission of Al Hilal Bank.