

Investment Objective

The fund seeks to provide investors with a long-term investment in a diversified portfolio of Shariah-compliant GCC region equity securities that are components of the index at the time of the Fund's investment. In an effort to meet this long-term objective, under normal operating conditions the Fund will invest at least seventy-five percent (75%) of the Assets in the aforementioned securities.

Net asset value

AUM (MIn) Monthly % change

14.59 10.03%

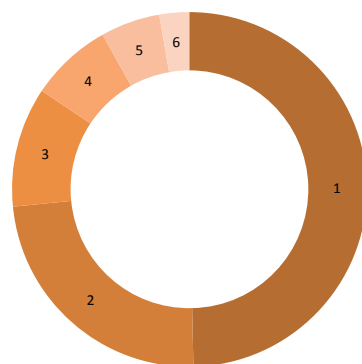
Investment info

Inception date	04 April 2011
Base currency	AED
Opportunity Set Index	Dow Jones Islamic Market GCC Capped Index sm
Fund Structure	Open Ended - Abu Dhabi, UAE
Fund Manager	Al Hilal Bank
Investment Advisor	ADCB Asset Management
Custodian	Standard Chartered Bank
Administrator	APEX Fund Services, Abu Dhabi
Min. Subscription	AED 10,000
Management Fee	2.00%
Performance Fee	10% over 15% hurdle (HWM)
Subscription Fee	1.5%
Redemption Fee	2% in Year 1, 1% in Year 2, 0% thereafter
Bloomberg	ALHGCCCE UH EQUITY
Analytical Info	PE14.07/PB1.92/DY5.16

For further information please contact:

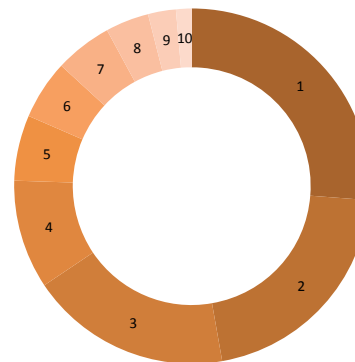
Asset Management Department
P.O.Box 63111
Abu Dhabi, UAE
Tel (Int'l): +971 2 499 4220
Tel (UAE): 800 66 66 66
Email: assetmanagement@alhilalbank.ae

Regional allocation



1 Saudi Arabia	49.65%
2 UAE	23.81%
3 Kuwait	10.92%
4 Qatar	7.49%
5 Cash	5.42%
6 Oman	2.73%

Sector allocation



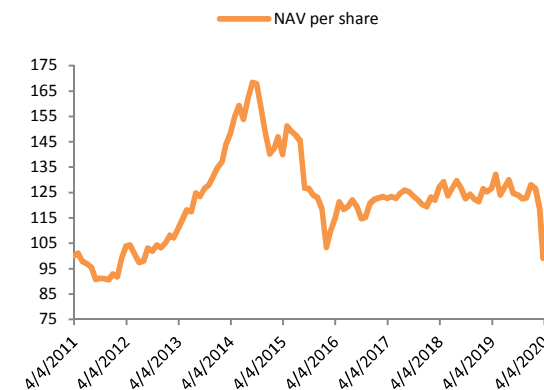
1 Financials	26.26%
2 Materials	21.01%
3 Communication Services	18.32%
4 Consumer Discretionary	9.92%
5 Consumer Staples	5.96%
6 Cash	5.42%
7 Industrials	5.21%
8 Real Estate	3.95%
9 Utilities	2.54%
10 Health Care	1.43%

Top 5 holdings

#	Name	Sector	Weight
1.	Emirates Telecom Group Co	Communication Services	9.74%
2.	Al Rajhi Bank	Financials	7.55%
3.	Saudi Basic Industries Corp	Materials	7.24%
4.	ADNOC Distribution	Consumer Discretionary	6.60%
5.	Cash	Cash	5.42%

Composite performance (net)

Performance	Fund
Return (month)	10.03%
Return (YTD)	-14.81%
Return (SI) Cumulative	9.02%



Month	2015	2016	2017	2018	2019	2020
Jan	1.51	-12.92	0.43	3.20	4.16	-1.21
Feb	3.15	6.30	0.46	-0.93	-0.92	-6.17
Mar	-4.75	4.42	-0.52	4.27	1.05	-16.47
Apr	8.05	5.71	0.62	1.54	4.34	10.03
May	-1.33	-2.31	-0.69	-4.30	-6.12	
Jun	-1.05	0.84	1.56	2.59	2.56	
July	-1.54	2.23	1.10	2.14	2.22	
Aug	-12.80	-2.09	-0.48	-2.25	-4.11	
Sep	-0.10	-4.02	-1.38	-3.20	-0.51	
Oct	-2.13	0.44	-1.17	1.40	-1.24	
Nov	-0.70	4.68	-1.53	-1.51	0.30	
Dec	-3.53	1.33	-0.73	-0.81	4.12	
YTD	-15.38	3.02	-2.36	-0.66	5.35	-14.81

* Performance inception date is April 7, 2011.

This material is provided on an information-only basis for investors. The provision of this material and/or reference to specific securities, funds, sectors, or markets within this material does not constitute investment advice, or a recommendation or an offer to buy or to sell any fund or security, or an offer of services by Al Hilal Bank. Investors should consider the investment objectives, risks and expenses of any investment carefully before investing. The performance data quoted represents past performance. Past performance is not an indication of future performance, provides no guarantee for the future, and is not constant over time. Performance returns may increase or decrease as a result of currency fluctuations. For any further information or queries, you may refer to the prospectus of the fund and the term sheet already provided to you or alternatively, you may contact Al Hilal Bank. This material may not be distributed, published, or reproduced, in whole or in part without the express permission of Al Hilal Bank.